

## Hummingbird Ornament



### Scrap Selection and Cutting

- Select two coordinated 5" scrap squares, one for the body and one for the wings.
- Cut the body-scrap in half diagonally to make two half-square triangles (1).
- Cut the wing-scrap in half to make two 2½x5" rectangles (2).

### Additional Materials and Notions

- Batting Scraps
- Heat-erasable pen
- Pearl cotton, size 12, or quilting thread, plus appropriate needle
- Two miniature buttons

Tip: Using a light box, you can easily trace the pattern onto your scrap fabric pieces. However, if you are making several ornaments, consider making a template for the inner and outer shapes from card stock or template plastic.

### Assembly

#### Trace Shape

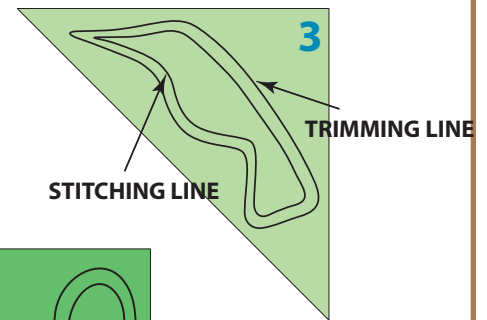
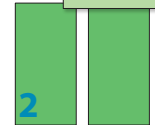
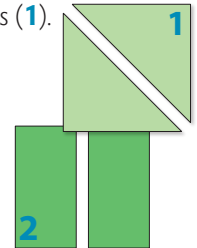
- Using a heat-erasable pen, trace hummingbird body onto the right side of one half-square triangle. I like to trace the larger trimming shape first, then the smaller stitching shape, centering it inside the trimming shape (3).
- Trace two hummingbird wings onto the right side of one rectangle as shown. Similarly, draw the larger shape first, then the smaller shape (4).

#### Sew and Trim

- Layer batting scrap in between the two half-square triangles, with wrong side of each fabric piece facing batting. Thread- or pin-baste around shape. Repeat with 'wing' rectangles.
- Using pearl cotton or hand quilting thread, hand sew a running or quilting stitch through all layers directly on each inner shape line. Knot and cut thread at the end of each shape and bury knot in the batting.
- Trim each shape on the outer line.

#### Finishing Touches

- After trimming, touch each element with a poof of hot steam from your iron to remove the traced lines.
- Position and secure wings to the body with a miniature button on each wing. Pull thread through all layers.
- Pull a 6" length of thread through the top of the body in between the wings, and knot it to form a loop for hanging.



Stitching Lines

**Hummingbird Highway, LLC**

Quilt Patterns & Designs

Joan Ford

info@hummingbird-highway.com



✓ Visit [hummingbird-highway.com](http://hummingbird-highway.com)

✓ Subscribe to weekly consumer eZine, "Good Migrations"